


**MOOMBA[®]
BOATS**

R
ROSWELL.L.
MARINE



'24 PRODUCT GUIDE

Moomba's pursuit of excellence in every category takes your experience on the water to the next level with Roswell Marine, towers, racks, and accessories. Purpose-built to last in freshwater and saltwater environments, enhance every moment with products specifically designed and tuned to perfection for your boat.



THE ORIGINATION OF EVERY ROSWELL PRODUCT IS A MOMENT ON THE WATER THAT WE
BELIEVED COULD BE MADE EVEN BETTER.

EACH NEW DESIGN IS DRIVEN BY THE SAME PASSION PEOPLE AROUND THE WORLD CHASE TO
LAKES, RIVERS, AND OCEANS TO CREATE EXPERIENCES THAT DEFINE THEM.

THOSE EXPERIENCES HAVE INSPIRED 20 YEARS OF INNOVATION, FORMING OUR DNA OUT OF A
VISION THAT HAS SEEN HUMBLE BEGINNINGS BECOME SOMETHING SO MUCH MORE THAN THE
PRODUCTS WE BUILD.

ROSWELL IS A MOVEMENT THAT MARCHES FORWARD WITHOUT COMPROMISE TO MAKE EVERY
SECOND ON THE WATER UNFORGETTABLE.



R

MOOMBA

WAKE TOWERS & BIMINIS



OPTIONS

	Makai	Mojo	Craz	Mondo	Max	Kaiyen	Tykon
E/PEX TOWER W/ FOLD ASSIST (BLACK)	O	O	N/A	N/A	N/A	N/A	N/A
PRO TOWER W/ FOLD ASSIST (BLACK)	S	S	S	O	O	S	O
PRO APPEARANCE UPGRADE W/ MOOMBA BACKLIGHT (6 COLORS)	O	O	O	O	O	O	O
PRO PREMIUM TOWER BIMINI WITH ARMS AND SURF STORAGE	O	O	O	O	O	O	O
A3 TOWER W/ FOLD ASSIST (BLACK)	N/A	N/A	N/A	S	S	N/A	S
A3 TOWER W/ FOLD ASSIST (BLACK OR WHITE)	N/A	N/A	N/A	O	O	N/A	O
A3 APPEARANCE UPGRADE W/ MOOMBA BACKLIGHT (6 COLORS)	N/A	N/A	N/A	O	O	N/A	O
A3 PREMIUM TOWER BIMINI W/ BILLET ARMS & SURF STORAGE	N/A	N/A	N/A	O	O	N/A	O



FUNCTION & STYLE

For 21 years Roswell Marine has led the charge in tower design with a focus on innovative function and style. A passion born behind the boat inspires new technology that integrates features to make your experience on the water better. Sharing a vision with Moomba that's committed to the core, our towers and biminis are here to make a statement, and ensure your ride is unforgettable.



PRO TOWER & BIMINI



MOOMBA PRO TOWER & BIMINI

The Moomba Pro Tower by Roswell Marine is suited for royalty, crowning the Moomba Makai with the option to add an additional touch of class to select Moomba models. Complete with an adjustable weightless folding mechanism, bridge and garage block fold stops, swivel board racks and an integrated bimini, this tower is an evolution of excellence. LED tower accent lighting, GatorStep covered panels, and surf-side tow points add thoughtful touches to this perfect package. Add your own personal style with the Contrast option, for 6 color choices on tower base fairings and bimini arms to further customize your new Moomba.

*Available on all Moomba Models



FEATURES

TOWER

- Folds to a height of 26 in. from the gunwale
- High quality custom color PPG painted mounts
- Roswell patented cam latch and weight assist system
- Manual forward folding tower
- Moomba backlit mount logos
- Integrated board rack mounts and speaker mounting plates
- Surf tow heads
- Side and center section accent lighting
- Folding block system
- USCG approved Nav light

BIMINI

- 38 sq. ft. of coverage
- Integrated hanging hooks on bimini arms
- Traditional manual folding system with stainless steel frame

A3 TOWER

& BIMINI



MOOMBA A3 TOWER AND BIMINI

The Moomba A3 tower by Roswell Marine is loaded with innovative features in a design that defines progression while entering into the category of legends. Our patented Weight Assist System and Cam Latch makes raising and lowering this forward folding tower effortless, leaving you the ability to add accessories while maintaining one person operation. Integrated mounting options give you the choice between fixed and swivel board racks along with additional storage for surfers with the A3 Bimini option. Choose the A3 appearance upgrade to add your personal touch of style with 6 accent color options that make a statement on the water with a tower that leaves no choice but to follow its lead.



*Available only on Moomba Mondo, Max and Tykon models.



FEATURES

TOWER


- Folds to a height of 35.5 in. from the gunwale
- High quality custom color PPG painted mounts
- Roswell patented cam latch and weight assist system
- Manual forward folding tower
- Moomba backlit mount logos
- Integrated board rack mounts and speaker mounting plates
- 2 tiers of accent options
- Fully wired
- USCG approved Nav light

BIMINI

- 31.5 sq.ft. of coverage
- Traditional manual folding system with stainless steel frame

E/PEX TOWER

& BIMINI



MOOMBA E/PEX TOWER AND BIMINI

Moomba Boats and Roswell Marine are excited to introduce the Moomba E/Pex Tower available on Makai and Mojo, model boats. This revolutionary design delivers power-folding functionality with new, innovative features for intuitive operation. Our new, patent-pending integrated Bimini includes Roswell's new auto-rolling canvas system for 50 sq ft of configurable coverage. The E/Pex tower and Bimini folds to a collapsed height of 17 inches from the gunwale providing trailerable clearance of 8 feet.

*Available only on Moomba Makai and Mojo Models



17 in from the gunwale

ALL-NEW ROSWELL R1 SPIN TOWER SPEAKERS STANDARD WITH THE MOOMBA E/PEX TOWER



Standard on the Moomba E/Pex Tower, The Roswell R1 Spin is the the industry's first omnidirectional tower speaker, bringing a reimagined approach to configurable sound to customize your crew's audio experience. Roswell's patented illuminated speaker housing brings an elevated ambiance along with the ability to position each speaker anywhere you wish. Dual-axis rotation points featuring Roswell's patented spin speaker technology put you in full control of the destiny of every decibel.

FEATURES

TOWER

- Folds to a height of 17 in. from the gunwale (allows boat and trailer to fit in an 8 ft. garage)
- High quality PPG paint w/ chemfilm treatment
- Integrated board rack mounts, speaker mounts, and drying hooks
- Meets WSIA and ABYC inflatables towing specifications (2400 lbs. rear pull and 2200 lbs. at 45°)
- Surf tow heads
- Actuated power rear folding tower
- RGB accent lighting and Moomba backlit mount logos
- White LED overhead courtesy lighting
- USCG approved Nav light
- Made in America

BIMINI

- 50 sq. ft. of coverage
- Roswell's patent pending auto rolling bimini canvas system
- Weight assisted easy folding hard top bimini
- Surf sleeves on top hold two surfboards

R1 SPIN

TOWER SPEAKERS



Introducing the industry's first omnidirectional tower speaker, the **Roswell R1 Spin** has reimagined configurable sound to customize your crew's audio experience. Roswell's patented illuminated speaker housing brings an elevated ambiance along with the ability to position each speaker anywhere you wish. Dual-axis rotation points featuring Roswell's patented spin speaker technology put you in full control of the destiny of every decibel.



FEATURES

- **Power:** 100W RMS | 200W PEAK
- **Frequency Response:** 50 Hz %E2%80%93 20 kHz
- **Speaker Spin Technology:** Allows the 8" R1 to spin 180°
- Industry-First Omnidirectional Tower Speaker
- Patented Roswell Illuminated Speaker Housing
- Patented Roswell Spin Speaker Technology
- Roswell R1 8 inch marine speaker with RGB LED backlighting.
- All internal and concealed wiring.
- Anodized Aluminum Frame
- Stainless Steel Hardware
- Extreme salt and UV resistance

INTEGRATED INNOVATION

Keep your crew and your board selection as versatile as your Moomba boat with the best board racks on the market by Roswell Marine. When your boat can do it all, it's a crime to leave any board in your quiver behind. Our award-winning racks mount to every Moomba model seamlessly with our integrated mounting points and give your board the most worry free ride on the water.



TRITON II


BOARD RACKS



TRITON II STRAPLESS BOARD RACKS

The next evolution of the world's most innovative board rack has arrived with the **Roswell Triton II**. Featuring Roswell's all-new R-FLEX suspension technology, new features at every angle deliver the most advanced board storage solution on the water. The all-new R-Flex Talon catchhead conforms to any board edge shape with an autonomous grip to perfectly engage varying surface angles and contours in a way that naturally reacts as pressure is applied for a secure hold.

R-FLEX SUSPENSION TECHNOLOGY



All-new Roswell R-Flex Suspension Technology has been integrated into the Triton II delivering an innovative approach to molded board protection that keeps your weapon of choice on cloud 9. Two layers of dampening and deformation contour to any board to hold it snug and suspended from impact.

R-Flex Talon catchhead design conforms to the board edge with an autonomous grip that naturally reacts to any shape as pressure is applied for a secure hold.

Adjustable telescopic arms allow you to securely hold a small child's wakeboard and a large, wakesurfer securely in the same rack.

Integrated stash housing with included custom ripstop rack cover.

All Stainless Steel hardware.

Roswell R-FLEX Suspension Technology featuring two layers of molded board protection.

Fits wakesurfers & wakeboards up to 23" wide and 2.5" thick.

mounting points deliver vertical and horizontal configuration options.



*Patented

SPECIFICATIONS

Max Board Thickness: 2.5 inches | 6.35 cm
Min Board Width: 14.0 inches | 35.56 cm
Max Board Width: 23.0 inches | 58.42 cm

Materials: 6061 aluminum | Hard duro TPE
Mounting Hardware: 316 Stainless Steel

ELITE II

BOARD RACKS



ELITE II SURF/WAKE RACKS

The Roswell Elite II Board Rack represents elegance wrapped in innovation that takes our time-tested storage solution to another dimension. Integrating advanced features and functionality with R-Flex suspension technology and an adjustable locking handle, the Elite II delivers a proven platform with a perfect fit for every board.

- **Tine Surf Gap:** 2.75 in | 6.99 cm
- **Tine Wake Gap:** 1.15 in | 2.92 cm
- **Board Rack Materials:** 6061 Aluminum | Overmolded TPU
- **Board Rack Mounting Hardware:** 316 Stainless Steel



ELITE II SURF/WAKE RACKS

- **Roswell R-FLEX Suspension Technology** featuring two layers of molded board protection.
- **Strap Channel** provides extra secure hold for boards of varying widths.
- **Tension Lock Handle** provides on-the-fly strap tension adjustment for a secure hold.
- **All Stainless Steel hardware.**
- **Overmolded cast aluminum tines.**
- **Fits wakesurfers & wakeboards up to 28.5" wide and 2.3" thick.**
- **Saltwater Friendly**

QUICK RELEASE SWIVEL

- **Machined from Billet Aluminum with Brushed Anodized Finish**
- **2 Locking Positions:**
90° out of boat and 90° into boat
- **To Lock or Unlock You Must Compress Dampeners**



ELITE BOARD RACKS



ELITE SURF/WAKE RACKS

The Elite Surf/Wake Racks by Roswell Marine were built to last with a durable overmolded design that will ensure your boards are cruising in comfort and style. Dedicated slots hold one wakeboard up to 1.15 inches thick and one surfboard up to 2.75 inches thick. Bring them on board with the optional quick release swivel and keep your cockpit clutter free with racks that make sure the only things you leave hanging when you're out on the water are your boards.

ELITE SURF/WAKE RACKS

- Holds One Surfboard & One Wakeboard
- Elite Backing Plate with Bungee Hook
- Durable Overmolded Tines
- Webbed Bungee Strap with Loop
- Machined from Billet Aluminum with Brushed Anodized Finish
- 2 Locking Positions:
90° out of boat and 90° into boat
- To Lock or Unlock You Must Compress Dampeners




- **Tine Surf Gap:** 2.75 in | 6.99 cm
- **Tine Wake Gap:** 1.15 in | 2.92 cm

- **Board Rack Materials:** 6061 Aluminum | Overmolded TPU
- **Board Rack Mounting Hardware:** 316 Stainless Steel

MOOMBA 360

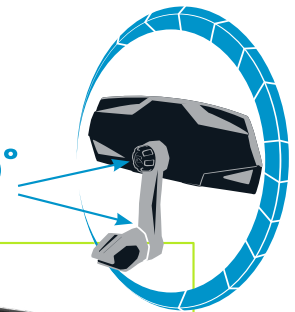
MIRROR

Molded Hand Grips



High Definition Shatterproof Mirror
with 144° Viewing Angle

DUAL 360°
ROTATION POINTS



Tactile Feedback When Positioning



Over-molded Soft-Touch
Mirror Knob

Reflect 360 Mirror delivers a new level of adjustability to give you the perfect viewing angle in any application. Dual 360 degree rotation points allow you to reposition your mirror effortlessly on the fly. Enjoy a clear line of sight both ahead and behind you from a single mounting location with 144 degrees of panoramic reflection. Quickly move the mirror away from the walk-through and under the windshield for storage with convenient tool-less adjustment that makes the Reflect 360 the most user-friendly mirror on the market.

SPECIFICATIONS

- High Definition Shatterproof Mirror
- 144 Viewing angle
- 360 Variable Positioning
- Symmetrical mirror design
- Premium mirror cover included

DIMENSIONS

Total Height:	5.9 in 16 cm
Total Width:	21.6 in 55 cm
Overall Height Adjustment: (Above Windshield Header)	6.5 in 16.5 cm
Overall Height Adjustment: (Below Windshield Header)	6.5 in 16.5 cm







The content in this catalog is current as from the publication date and supersedes all previous content for Roswell products. Every effort has been made to ensure the information in it is correct at the time of going to press., however, due to a policy of continuous development, Roswell Marine reserves the right to modify any content or technical data without notice. Roswell and the Roswell logos are trademarks of Roswell U.S. LLC d/b/a Roswell Marine. All other trademarks and trade names are the property of their respective holders. No part of this catalog or the Roswell trademarks may be reproduced in any form or by any means without the prior written permission of Roswell Marine.

ROSWELL U.S.A.

2900 Murrell Rd.
Rockledge, FL 32955 | Tel. (321) 638-1331

ROSWELL CANADA

11208 261st St.
Acheson, Alberta T7X 6C7 | Tel. (780) 962-0868

ROSWELL AUSTRALIA

6 Toorak Ave.
Taren Point, NSW 2299 AU | Tel. +61-(2)-9525-1223

EMAIL

info@roswellmarine.com